

Cigniti Technologies Ltd.

Investor Update

Q1 FY20

Cigniti is a globally recognized player in Specialized Quality Engineering Services and an emerging leader with Digital offerings

Business Overview

- Founded in 1998, Cigniti is a global player in Specialized Quality Engineering Services
- It offers **Services** including Traditional Quality Assurance & Testing, Quality Engineering, Digital Testing and many more services
- **2100+** Employees worldwide, **1900+** testers
- **200+** Active customers including **50+** Fortune 500 Customers
- Differentiator: IP led approach to digital through **BlueSwan** Platform
- **Key Verticals:** BFSI, Travel & Hospitality, HealthCare
- Shareholding Pattern: 36.31% Promoters, 63.69% Public holding

Financial Overview

Awards & Recognitions

- **World's first** Independent Quality Engineering Services Company to be appraised at CMMI-SVC v1.3, Maturity Level 5, and we also are ISO 9001:2015 & ISO 27001:2013 certified
- Positioned as a **'Star Performer'** and **'Major Contender'** in the Everest Group PEAK Matrix. 3 years in a row.
- Positioned in **Gartner's Magic Quadrant** for Application Testing Services, Worldwide for 4 years in a row.
- Recognized as a Leader by **NelsonHall** in NEAT charts for Software Testing.

Customers

A strong client base of 200+ Active Customers



Partners

Deeply interconnected in rich ecosystems



Financial Overview

Business Metrics Q1FY20

Revenues: 208 Cr.

EBITDA: 32 Cr.

PAT: 29 Cr.

Business Metrics FY 2019

Revenues: 816 Cr.

EBITDA: 133 Cr.

PAT: 147 Cr.

Company Overview

Headquartered in Hyderabad, India, Cigniti is North America's largest Independent Quality Engineering Services company with operations in 13 countries. It offers wide variety of QA testing services including Testing Advisory & consulting leveraging IP (BlueSwan) for Digital transformation.

200+
Active
Customers

1900+
Career
Testers

50+
Fortune
500 Customers

71
Global
2000 Customers

Q1FY20 Operational Highlights

- ❖ The Company's Revenue from operations for the quarter under consideration stood at Rs. 207.57 crore as against Rs. 194.71 crore in Q1FY19.
- ❖ EBIDTA for the June quarter was at Rs. 31.64 crore and EBIDTA margin stood at 15.2%.
- ❖ The company's Net Profit for Q1FY20 stood at Rs. 28.50 crore as against Net Profit of Rs. 39.15 crore in Q1FY19. PAT for Q1FY19 includes onetime reversal of tax provision amounting Rs 13.62 crores in Cigniti Technologies Inc, USA.
- ❖ Revenue from top 5 clients contributed approximately 17% of the Revenue.

Awards & Recognitions



Partners



Quality Engineering and Specialized Offerings



- Performance Engineering
- Service Virtualization
- Test Data Management
- Tools Streamlining
- End to End Automation
- DevOps Enablement
- Test Environment Management
- Resiliency and Reliability Testing

Quality Assurance and Traditional Offerings



- Security Testing
- Functional Testing
- Test Automation
- Globalization Testing
- Performance Testing
- Compatibility Testing
- Regression Testing

Digital and Next Generation Offerings



- IoT Assurance
- Cloud Assurance
- Omni and Multi-Channel Testing
- Robotics Automation
- Mobile Testing
- Customer Experience Testing

Board Members





C V Subramanyam, Chairman and Managing Director

- In 1998, Mr. Subramanyam founded Chakkilam Infotech Pvt. Ltd. as an IT services company providing IT solutions
- Successfully took the company public in 2004
- Holds a Bachelors in Commerce and Law and Post Graduate Diploma in Business Management



Srikanth Chakkilam, Chief Executive Officer, Cigniti Technologies Inc.

- Drives client acquisition strategies, provides oversight to Sales, sets business targets, and maintains the P&L and related activities
- Key decision maker in the vision and growth of Cigniti & plays a vital role in evaluating, analyzing & deciding Cigniti's pursuits related to inorganic growth
- Focused to build a highly successful, impactful and ethical business in all forms
- Has an MS from the University of Southern California



Krishnan Venkatachary, CFO

- Mr. Krishnan brings to Cigniti over 25 years of experience spanning global financial operations. Is a qualified ACA, ACS and FCMA
- Previous experience: Yashoda Hospitals, Flagstone Underwriting Support Services, VisualSoft Technologies, Baan Info Systems



Pradeep G, CTO & President (North America West)

- Mr. Pradeep as CTO is responsible for revenue targets and business growth for Cigniti's NA West operations. He is an industry thought leader in software testing with over 15 years of experience
- Previous experience: Cognizant Technology Solutions, HTC Global services



Kalyana Rao Konda, President (North America East)

- Mr. Kalyana drives the growth of Cigniti's NA East business to meet the co-located testing services requirements in the US. Is a certified Project Management Professional (PMP) and a Certified Software Quality Analyst (CSQA)
- Previous experience: AppLabs, Virtusa, and Baan




Raghu Krovvidy, EVP – Delivery, Process & ESG

- Mr. Raghu manages Global Delivery on a day to day basis across all GEOs and verticals for Cigniti
- Previous experience: 20+ years. Accenture, AppLabs, IRIS Digital & NIIT



Jagdish Kumar, SVP – ICT

- Jagdish heads ICT function at Cigniti. Over 25 years of experience in various global roles spanning IT Strategy & others
- Previous experience: JDA, OpenText, BaaN, HCL



Nanda Padmaraju, SVP – ROW

- Mr. Nanda heads sales for the UK and EU regions. Brings in more than 18 years of global IT expertise along with strong financial acumen
- Previous experience: AppLabs, Satyam Computer, IBM & Sharp Protech



Rajesh Sarangapani, VP – Delivery, Practices

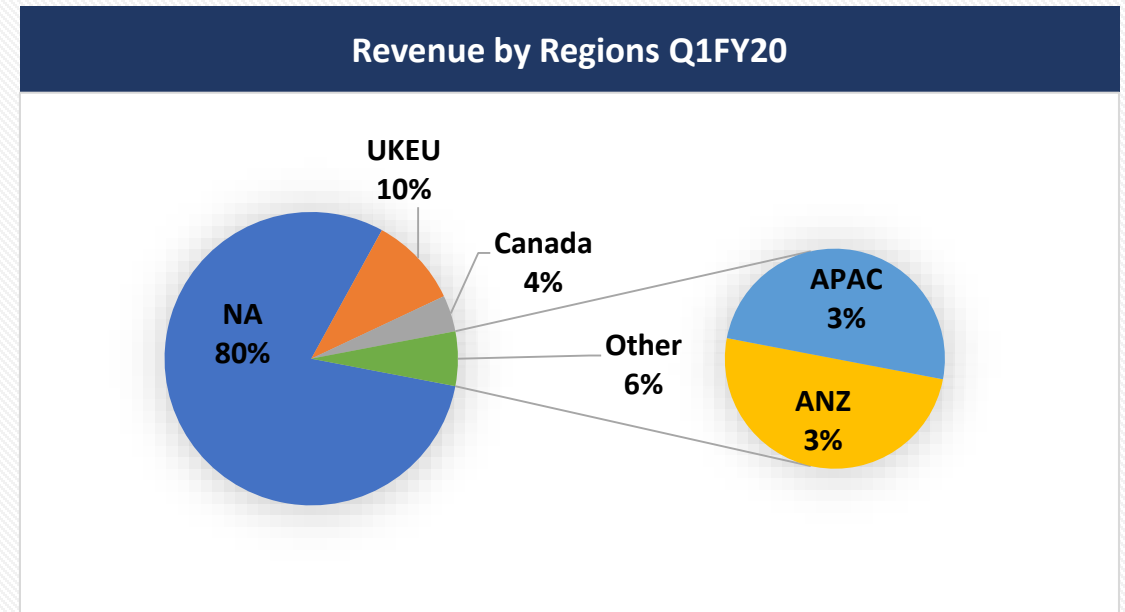
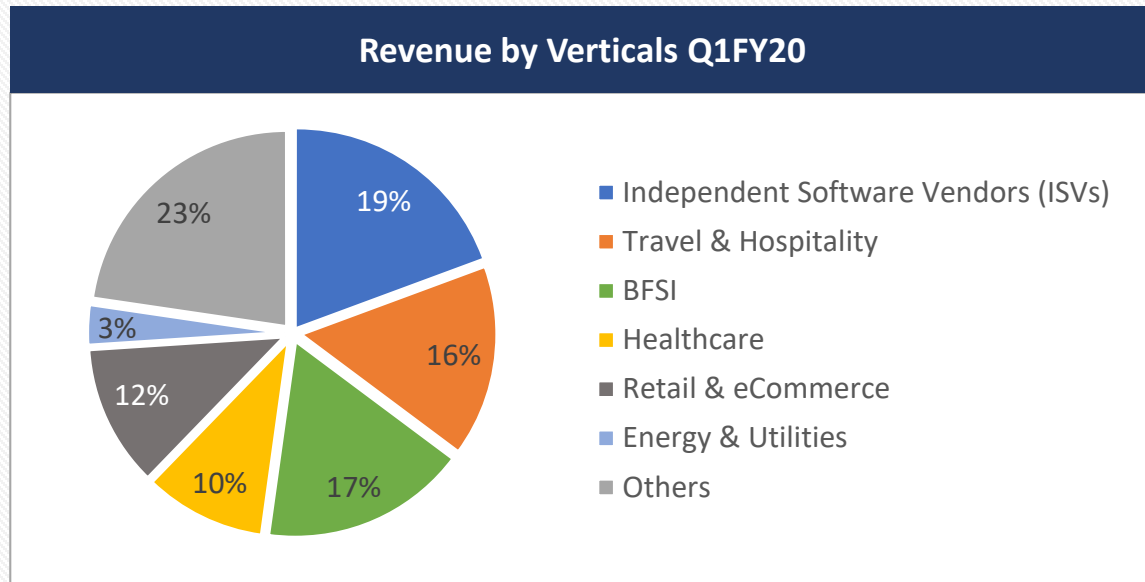
- Mr. Rajesh manages technology COE's and Innovation. Over 20 Years of experience in software testing
- Previous experience: Accenture, AppLabs, Amundi Pioneer, Virtusa & Baan



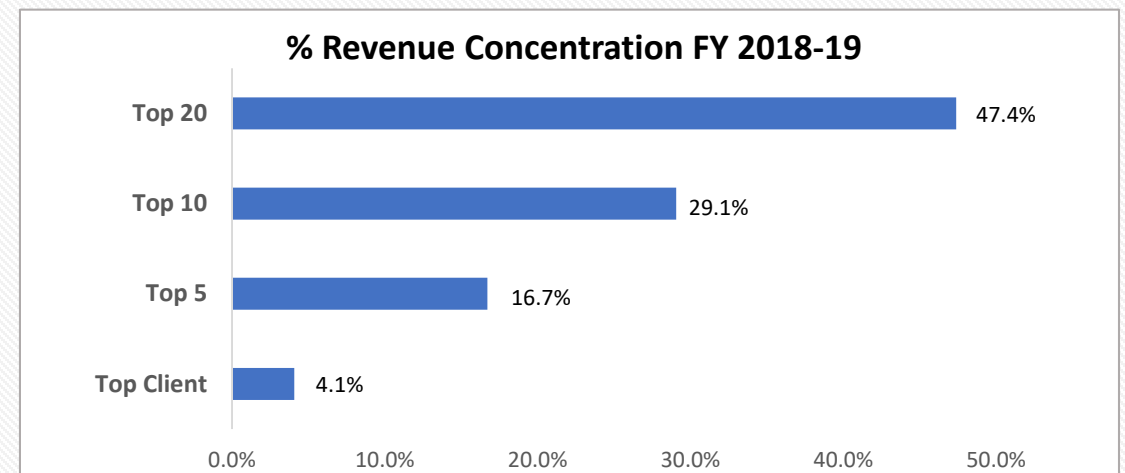
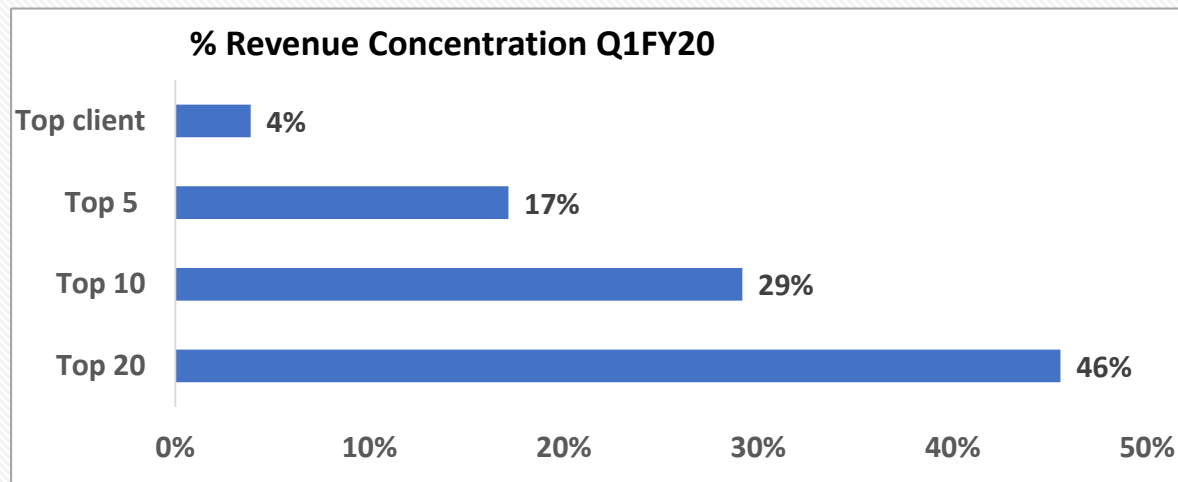
Subhendu Pattnaik, AVP – Marketing & IST

- Subhendu heads Global Marketing & Demand Generation. 15+ years of experience & proven track record in leading 360-degree Marketing
- Previous experience: Infosys, Tata BSS, FINO, Mindfire

Diversified Client base Leading to Better Stability



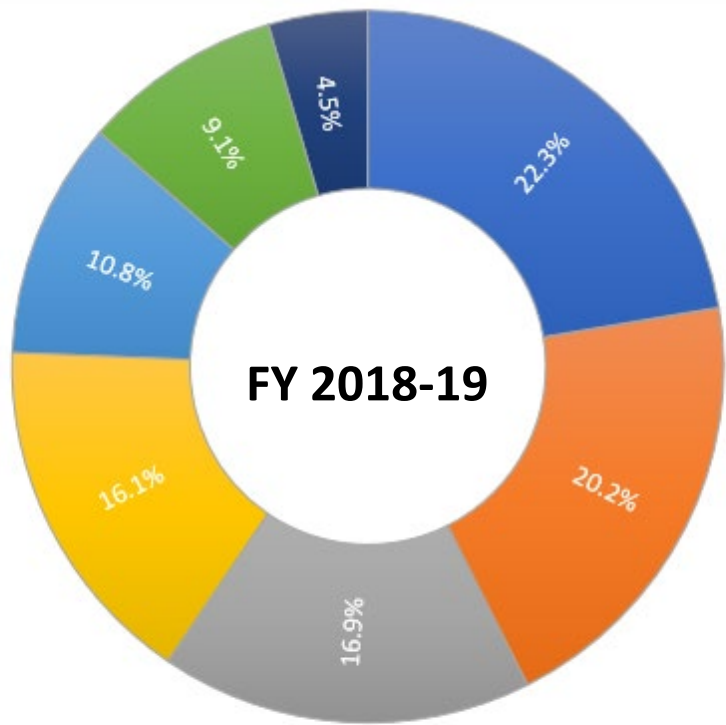
The revenue concentration in top accounts has decreased significantly from FY18 to FY19, implying higher revenue stability in future



Marquee Clients Across Industry Verticals

In high-spend Industry verticals, Cigniti has marquee clients.

Diversified revenue profile across industry verticals...



- Travel and Transport
- Others
- ISV
- BFSI
- HCLS
- Retail & e-Commerce
- Energy and Utilities

Verticals	Key Clients
BFSI	
Energy & Utilities	
Healthcare & Life Sciences	
Travel & Hospitality	
Media & Technology	
Retail & e-commerce	

Financial Highlights Q1FY20

(in Millions)	Q1FY20	Q4FY19	Q1FY19	Q-o-Q	Y-o-Y
<u>Income</u>					
Revenue from operations	2,076	2,064	1,947	1%	7%
Revenue from operations (\$M)	29.84	29.56	29.28		
<u>Expenses</u>					
Employee benefit expense	1,266	1,216	1,184	4%	7%
Other expenses	493	560	481	(12%)	2%
EBITDA	317	288	282	10%	12%
% EBITDA	15.2%	18.4%	14.5%		
Depreciation & Amort	29	8	7	262%	314%
EBIT	288	280	275	3%	5%
Other Income(Expense)	40	13	59	212%	(32%)
Finance costs	21	45	38	(53%)	(45%)
PBT	307	248	296	24%	4%
Tax	22	(51)	(96)	-	-
PAT	285	299	392	(5%)	(27%)
EPS (Basic)	10.30	10.82	14.32		

All values are in INR Million

Cigniti's Income statement

	FY16	FY17	FY18	FY19
<u>Income</u>				
Revenue from operations	5,948	6,193	6,933	8,161
Revenue from operations (\$M)	90	94	108	117
<u>Expenses</u>				
Employee benefit expense	3,937	4,513	4,701	4,754
Other expenses	1,032	1,900	1,715	2,080
EBITDA	979	-221	517	1,327
% EBITDA	16.5%	-3.6%	7.5%	16.2%
Depreciation & Amort	113	170	27	31
EBIT	867	-390	490	1,296
Other Income	33	3	9	272
Finance costs	60	161	170	146
PBT (before exceptional items)	840	-548	320	1,422
Exceptional items	-	-3,321	-	-
PBT	840	-3,869	329	1,422
Tax	344	79	8	(52)
PAT	497	-3,948	322	1,474
EPS (Basic)	19.9	-151.1	12.1	53.6

All values are in INR Million

Cigniti's Balance Sheet

	2016	2017	2018	2019
Property Plant & equipment	285	88	69	136
Goodwill	549	549	549	549
Capital WIP	643	-	-	-
Other intangible assets	581	-	-	-
Financial assets				
Loans	38	35	34	42
Other non-financial assets	-	2	2	-
Deferred tax assets net	10	50	-	-
Other non current assets	1,251	15	14	-
Sub total	3,357	739	667	727
Current assets				
Financial assets				
Loans	5	170	178	10
Trade receivables	1,115	1,035	1,147	1,237
Cash and cash equivalent	40	158	179	615
Other Bank balances	2	4	4	1
Other current financials assets	2	1	121	313
Current tax assets net	19	14	3	45
Other current assets	1,624	159	82	127
Sub total	2,806	1,540	1,714	2,348
Total	6,163	2,279	2,380	3,075

All values are in INR Million

	2016	2017	2018	2019
Equity & Liabilities				
Equity share capital	255	265	272	277
Other equity	3,126	-673	-204	1,231
Sub total	3,381	-408	69	1,507
Non-current liabilities				
Financial liabilities				
Borrowings	-	204	148	-
Long term provisions	28	52	65	75
Deferred tax liability	24	-	-	-
Sub total	52	256	213	75
Current liabilities				
Financial liabilities				
Short term borrowings	1,184	1,188	1,110	737
Trade payables	992	523	542	562
Other current financial liabilities	-	62	65	22
Short term provisions	12	15	18	29
Current tax liability, net	364	291	162	11
Other current liabilities	178	351	201	132
Subtotal	2,731	2,431	2,099	1,493
Total	6,163	2,279	2,380	3,075

Particulars	INR Crores
	Q1
EBITDA (Reported)	31.64
<i>In %</i>	15.2%
Add: Non-Recurring Expense	-
Actual EBITDA	31.64
<i>In %</i>	15.2%
Add: ESOP Expense	0.94
Cash EBITDA	32.59
<i>In %</i>	15.7%

Particulars	INR Crores
	Q1
PAT (Reported)	28.50
<i>In %</i>	13.7%
Less: Export Incentives	2.61
Less(Add): Exchnage Gain (Loss)	-
Normalised PAT	25.89
Normalised PAT %	12.5%
Adjusted EPS	9.36
Reported EPS	10.30

This presentation is strictly confidential and may not be copied, published, distributed or transmitted. The information in this presentation is being provided by Cigniti Technologies Ltd. (also referred to as 'Company'). By attending a meeting where this presentation is made, or by reading this presentation material, you agree to be bound by following limitations:

The information in this presentation has been prepared for use in presentations by Company for information purposes only and does not constitute, or should be regarded as, or form part of any offer, invitation, inducement or advertisement to sell or issue, or any solicitation or any offer to purchase or subscribe for, any securities of the Company in any jurisdiction, including the United States and India, nor shall it, or the fact of its distribution form the basis of, or be relied on in connection with, any investment decision or any contract or commitment to purchase or subscribe for any securities of the Company in any jurisdiction, including the United States and India. This presentation does not constitute a recommendation by the Company or any other party to sell or buy any securities of the Company.

This presentation and its contents are not and should not be construed as a prospectus or an offer document, including as defined under the Companies Act, 2013, to the extent notified and in force) or an offer document under the Securities and Exchange Board of India (Issue of Capital and Disclosure Requirements) Regulations, 2009 as amended).

This presentation and its contents are strictly confidential to the recipient and should not be further distributed, re-transmitted, published or reproduced, in whole or in part, or disclosed by recipients directly or indirectly to any other person or press, for any purposes. In particular, this presentation is not for publication or distribution or release in any country where such distribution may lead to a breach of any law or regulatory requirement. No person is authorized to give any information or to make any representation not contained in or inconsistent with this presentation or and if given or made, such information or representation must not be relied upon as having been authorized by us. Receipt of this presentation constitutes an express agreement to be bound by such confidentiality and the other terms set out herein. Any failure to comply with this restriction may constitute a violation of applicable securities laws.

This presentation and the information contained herein does not constitute or form part of any offer for sale or subscription of or solicitation or invitation of any offer to buy or subscribe for any securities of the Company, nor should it or any part of it form the basis of, or be relied on in connection with, any contract or commitment whatsoever.

No representation or warranty, express or implied, is made as to, and no reliance should be placed on, the fairness, accuracy, completeness or correctness of the information or opinions contained in this presentation. Neither Company nor any of its affiliates, advisors or representatives shall have any responsibility or liability whatsoever (for negligence or otherwise) for any loss howsoever arising from any use of this presentation or its contents or otherwise arising in connection with this presentation. The information set out herein may be subject to updating, completion, revision, verification and amendment and such information may change materially. This presentation is based on the economic, regulatory, market and other conditions as in effect on the date hereof. It should be understood that subsequent developments may affect the information contained in this presentation, which neither Company nor its affiliates, advisors or representatives are under an obligation to update, revise or affirm.

This presentation contains forward-looking statements based on the currently held beliefs and assumptions of the management of the Company, which are expressed in good faith and, in their opinion, reasonable. Forward-looking statements involve known and unknown risks, uncertainties and other factors, which may cause the actual results, financial condition, performance, or achievements of the Company or industry results, to differ materially from the results, financial condition, performance or achievements expressed or implied by such forward-looking statements. The risks and uncertainties relating to these statements include, but are not limited to, risks and uncertainties regarding expansion plans and the benefits there from, fluctuations in our earnings, our ability to manage growth and implement strategies, competition in our business including those factors which may affect our cost advantage, wage increases in India, our ability to attract and retain highly skilled professionals, our ability to win new contracts, changes in technology, availability of financing, our ability to successfully complete and integrate our expansion plans, liabilities, political instability and general economic conditions affecting our industry. Unless otherwise indicated, the information contained herein is preliminary and indicative and is based on management information, current plans and estimates. Industry and market-related information is obtained or derived from industry publications and other sources and has not been verified by us. Given these risks, uncertainties and other factors, recipients of this document are cautioned not to place undue reliance on these forward-looking statements. The Company disclaims any obligation to update these forward-looking statements to reflect future events or developments.

This presentation is not an offer for sale of securities in the UNITED STATES or elsewhere.



Follow Cigniti

-  facebook.com/cignititechnologies
-  linkedin.com/company/cigniti-inc
-  youtube.com/cignititechnologies
-  slideshare.net/cigniti
-  twitter.com/cigniti
-  pinterest.com/cigniti
-  cigniti.com/blog



India

Hyderabad

Cigniti Technologies Ltd.
6th Floor, ORION Block, "The V" (Ascendas)
Plot #17 Software Units Layout
Madhapur, Hyderabad-500081

US

Cigniti Technologies Inc.
433 E Las Colinas Blvd,
Suite 1300,
Irving, TX 75039

US

630 Freedom Business Center, 3rd
Floor, King of Prussia, PA 19406

UK

Cigniti Technologies (UK) Limited
1 Fore Street
London EC2Y 9DT

Australia

Cigniti Technologies (Australia) Pty
Ltd
Level 9, 401 Collins Street
VIC 3000 Australia

South Africa

Cigniti Technologies Ltd.
Ballyclare Place, 14 Ballyclare
Drive, Bryanston 2021

Canada

Cigniti Technologies Canada Inc
Williamson – Dickie Canada Co.,
Manulife Corp. Park,
6711 Mississauga Road,
Ontario.

UAE

Cigniti Technologies Ltd.
2W 403b
PO Box – 54756
Dubai Airport Freezone
Dubai, United Arab Emirates